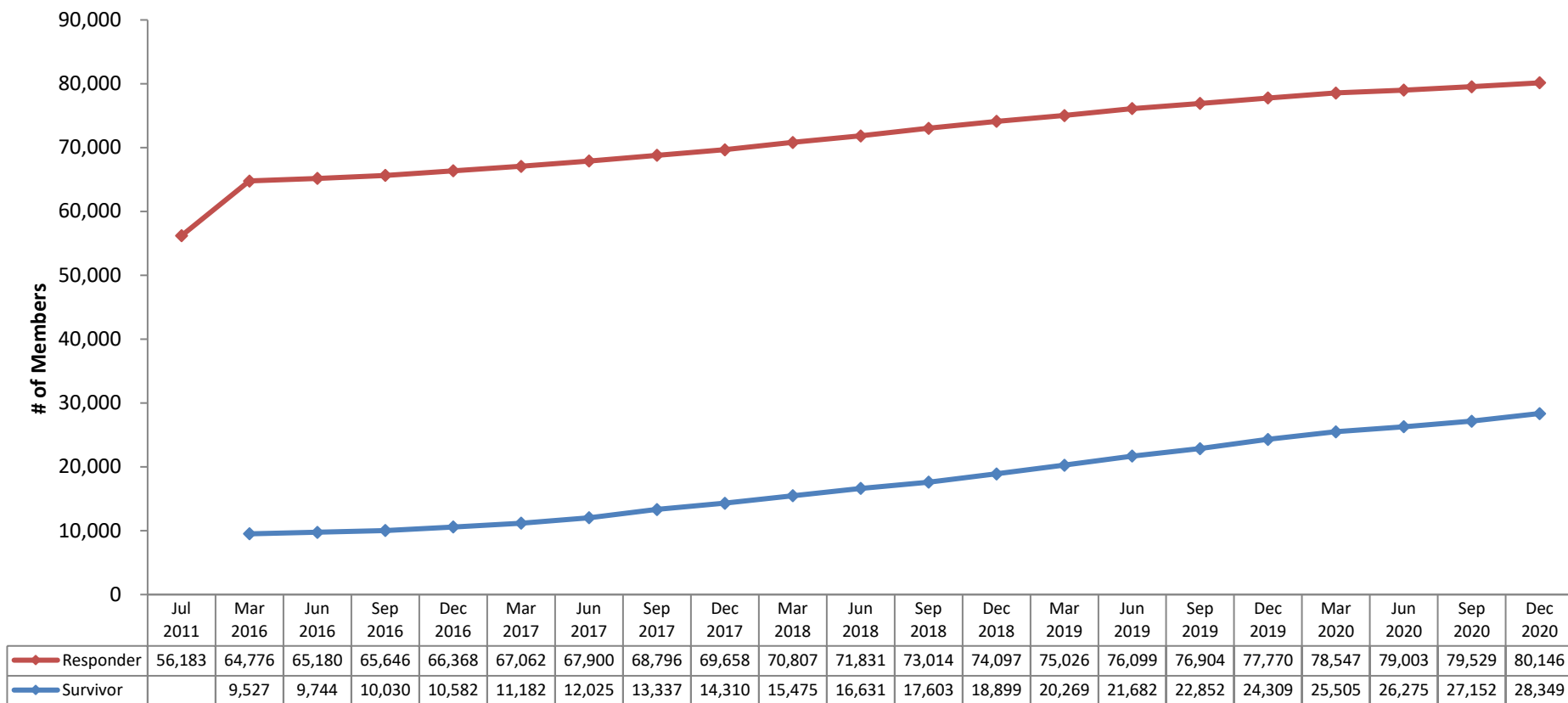


World Trade Center Health Program Program at a Glance

As of December 31st, 2020

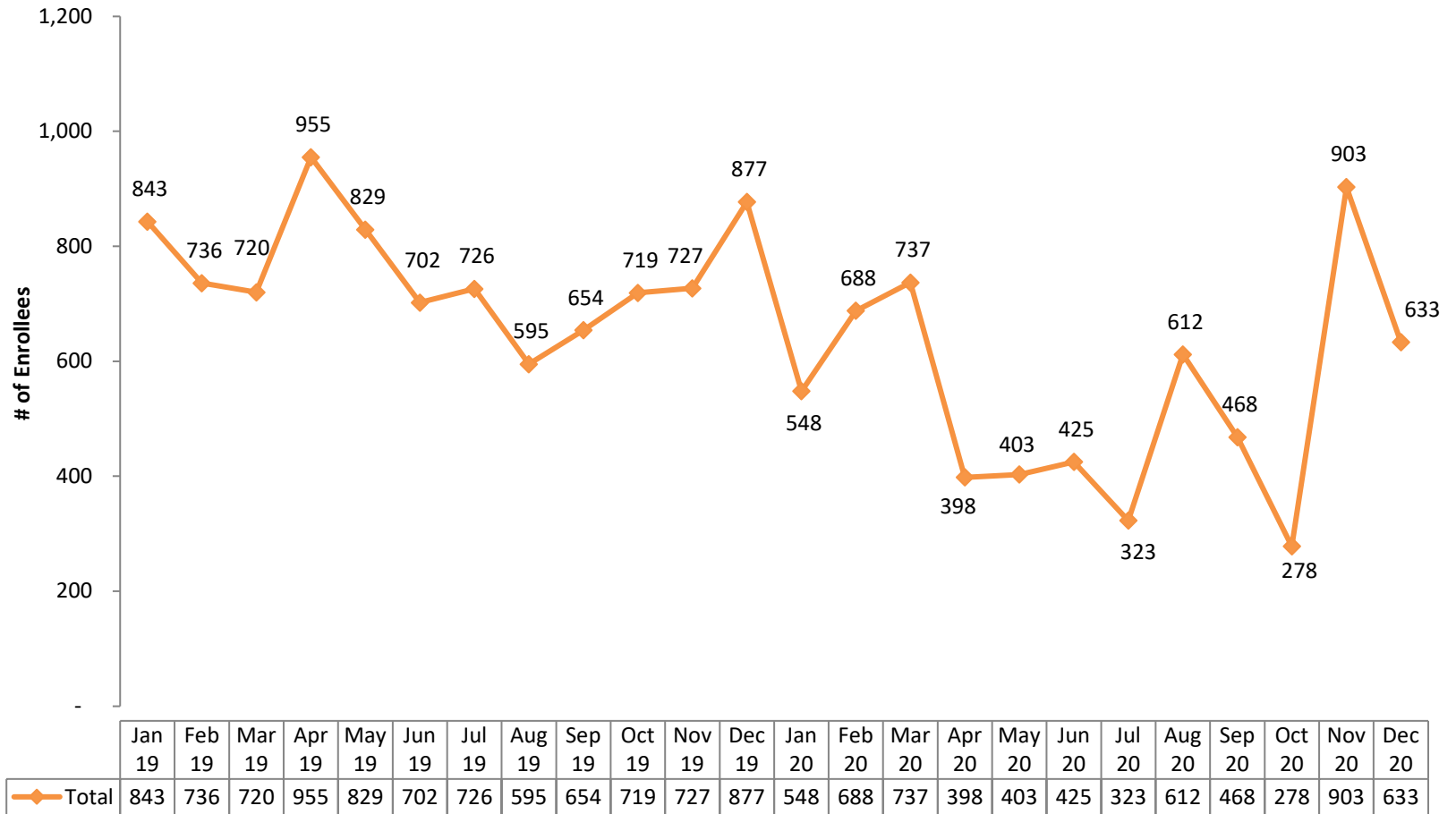
Below you will find general program information related to members enrolled and members certified for treatment of health conditions in the WTC Health Program.

Overall Enrollment: Responders and Survivors*



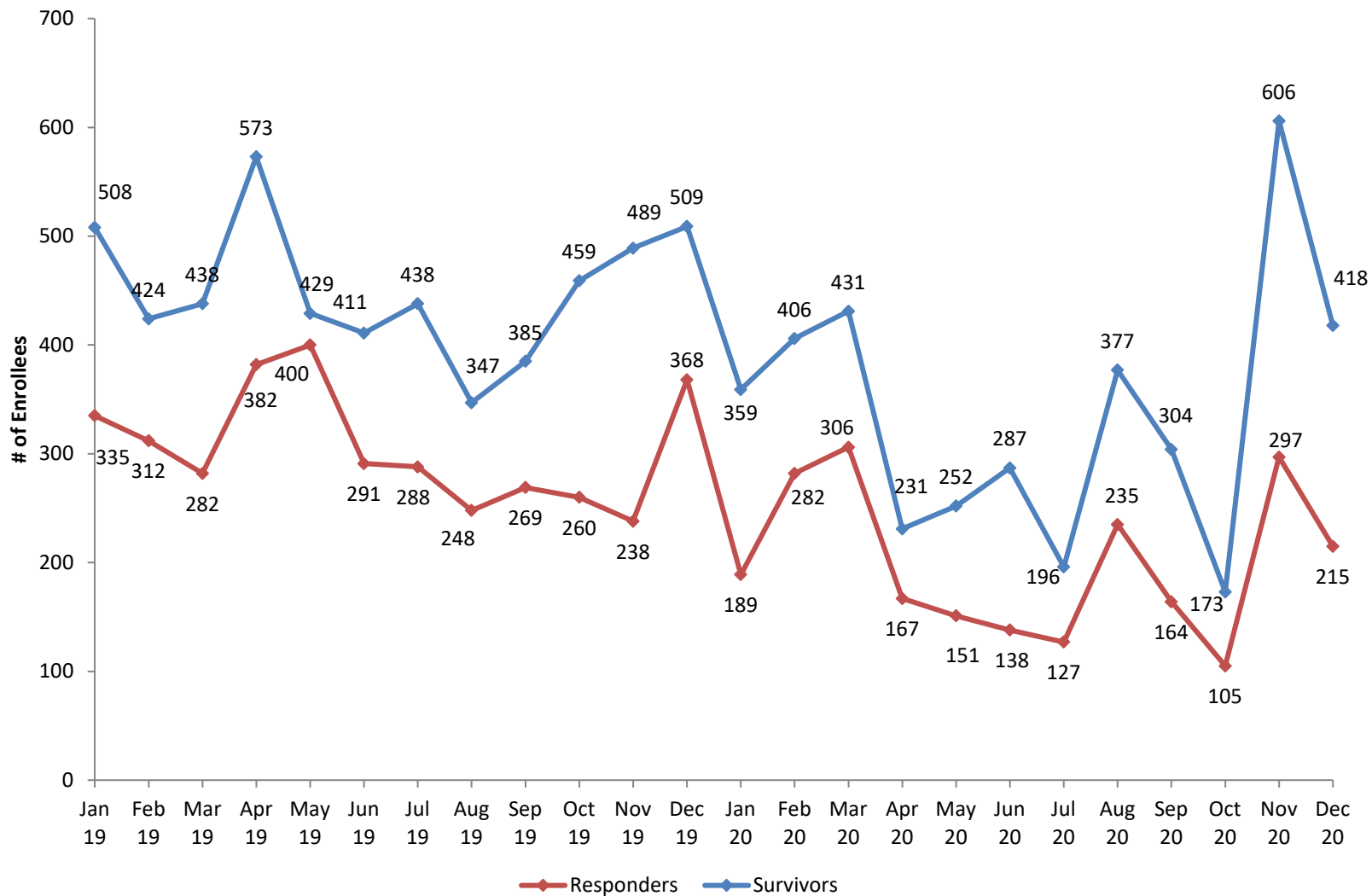
Note: The Program started on July 1, 2011, and at that time, 56,183 Responders were “grandfathered” from previous Federal activities. On September 29, 2011, 4,746 Survivors were likewise “grandfathered”. The chart above depicts enrollment from the beginning of the Program, starting with “grandfathered” members and the cumulative addition of new members each quarter. The date labels correspond to the end of the quarter (i.e., September 2018 represents cumulative members through September 30th, 2018).

New Enrollees Past 24 Months*



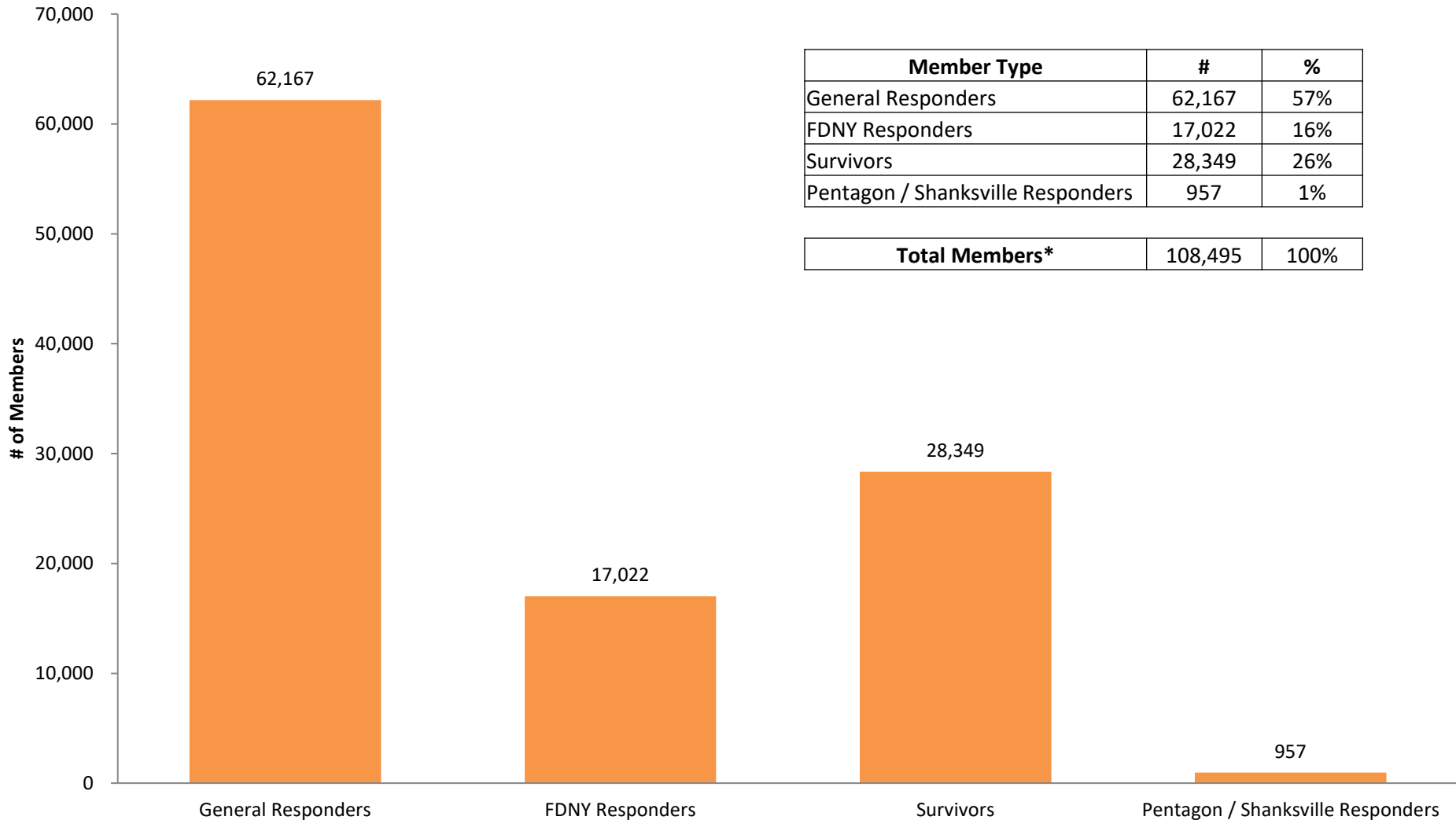
* Monthly totals include Responders and Survivors.

New Enrollees - Responders and Survivors Past 24 Months



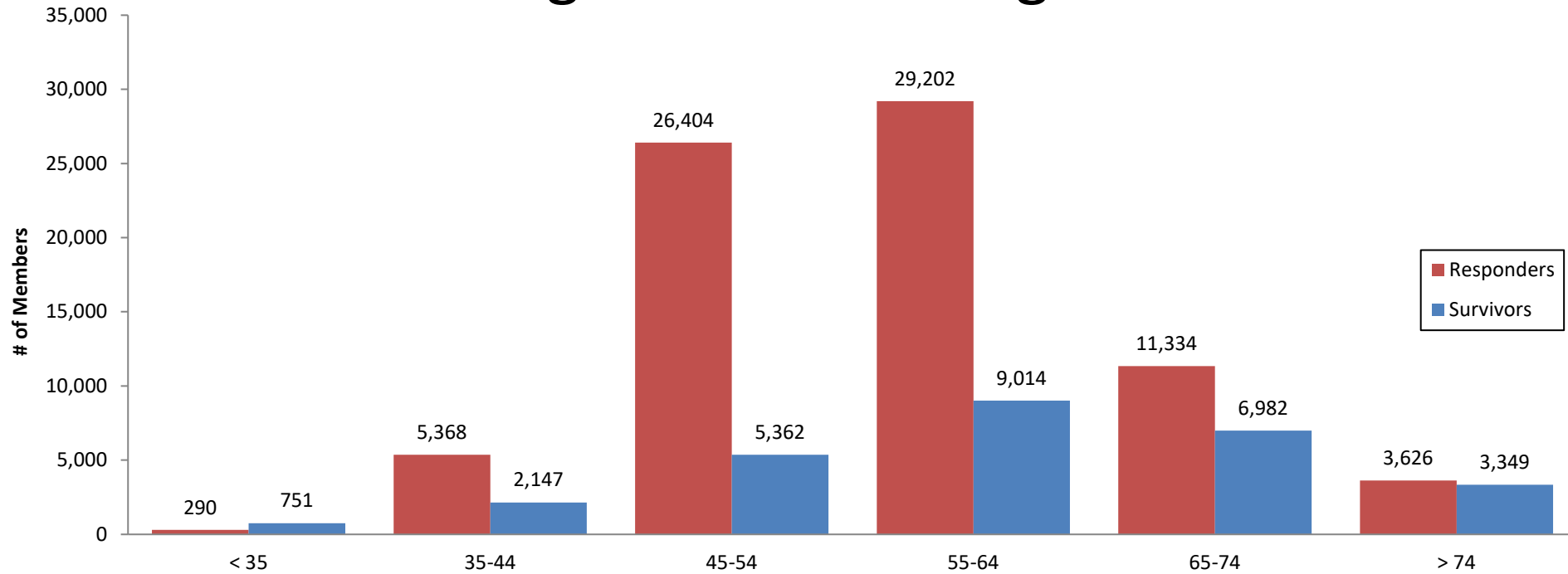
Data current as of December 31st, 2020. For online access, visit www.cdc.gov/wtc/atagance.html

WTC Health Program Enrollment by Member Type*



* Of the total members, 4,074 are deceased.

WTC Health Program Member Age Distribution*

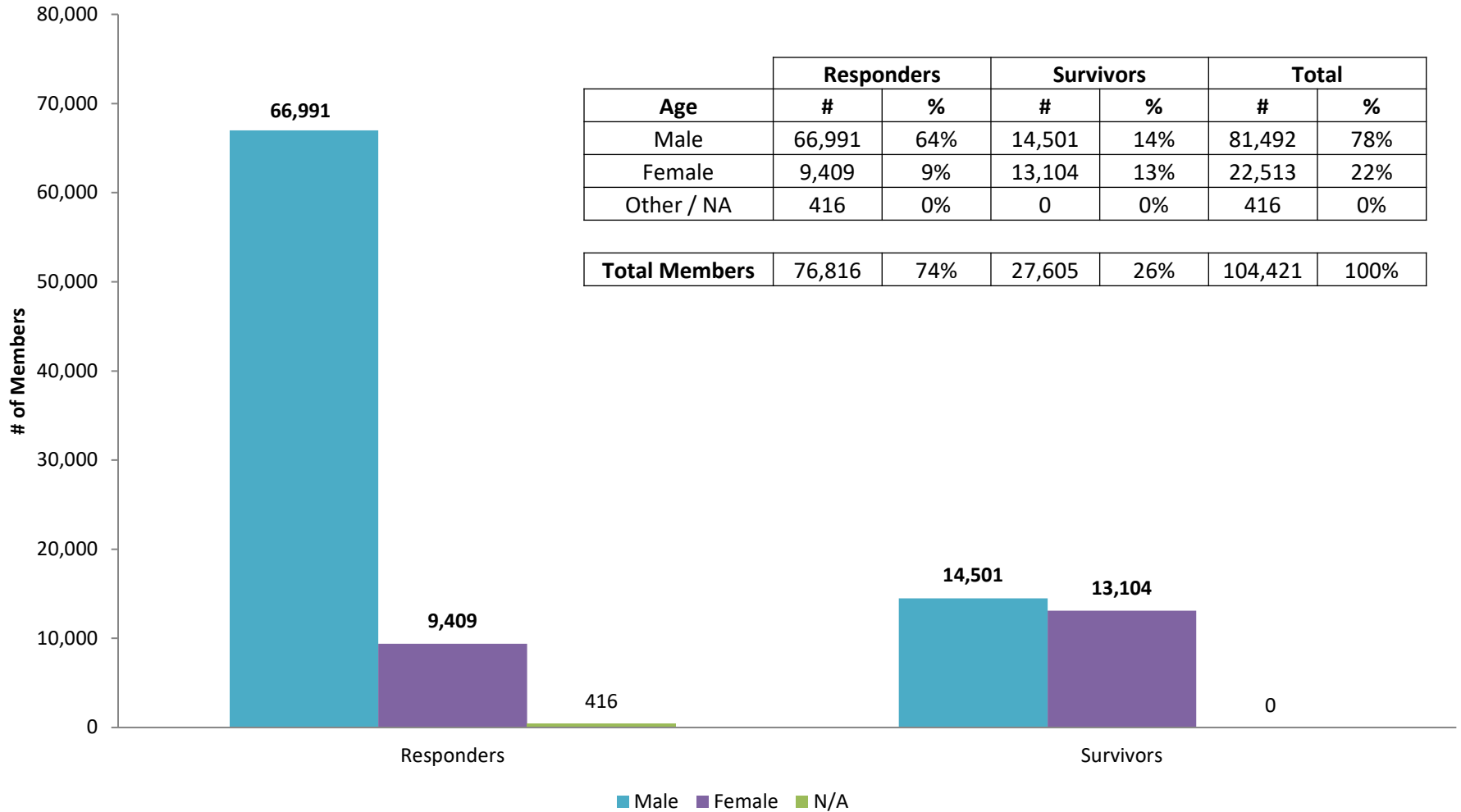


| Age | Responders | | Survivors | | Total | |
|----------------------|---------------|------------|---------------|------------|----------------|-------------|
| | # | % | # | % | # | % |
| < 35 | 290 | 0% | 751 | 1% | 1,041 | 1% |
| 35-44 | 5,368 | 5% | 2,147 | 2% | 7,515 | 7% |
| 45-54 | 26,404 | 25% | 5,362 | 5% | 31,766 | 30% |
| 55-64 | 29,202 | 28% | 9,014 | 9% | 38,216 | 37% |
| 65-74 | 11,334 | 11% | 6,982 | 7% | 18,316 | 18% |
| > 74 | 3,626 | 3% | 3,349 | 3% | 6,975 | 7% |
| N/A | 592 | 1% | 0 | 0% | 592 | 1% |
| Total Members | 76,816 | 74% | 27,605 | 26% | 104,421 | 100% |

* These Data do not include the 3,330 deceased Responders or 744 deceased Survivors

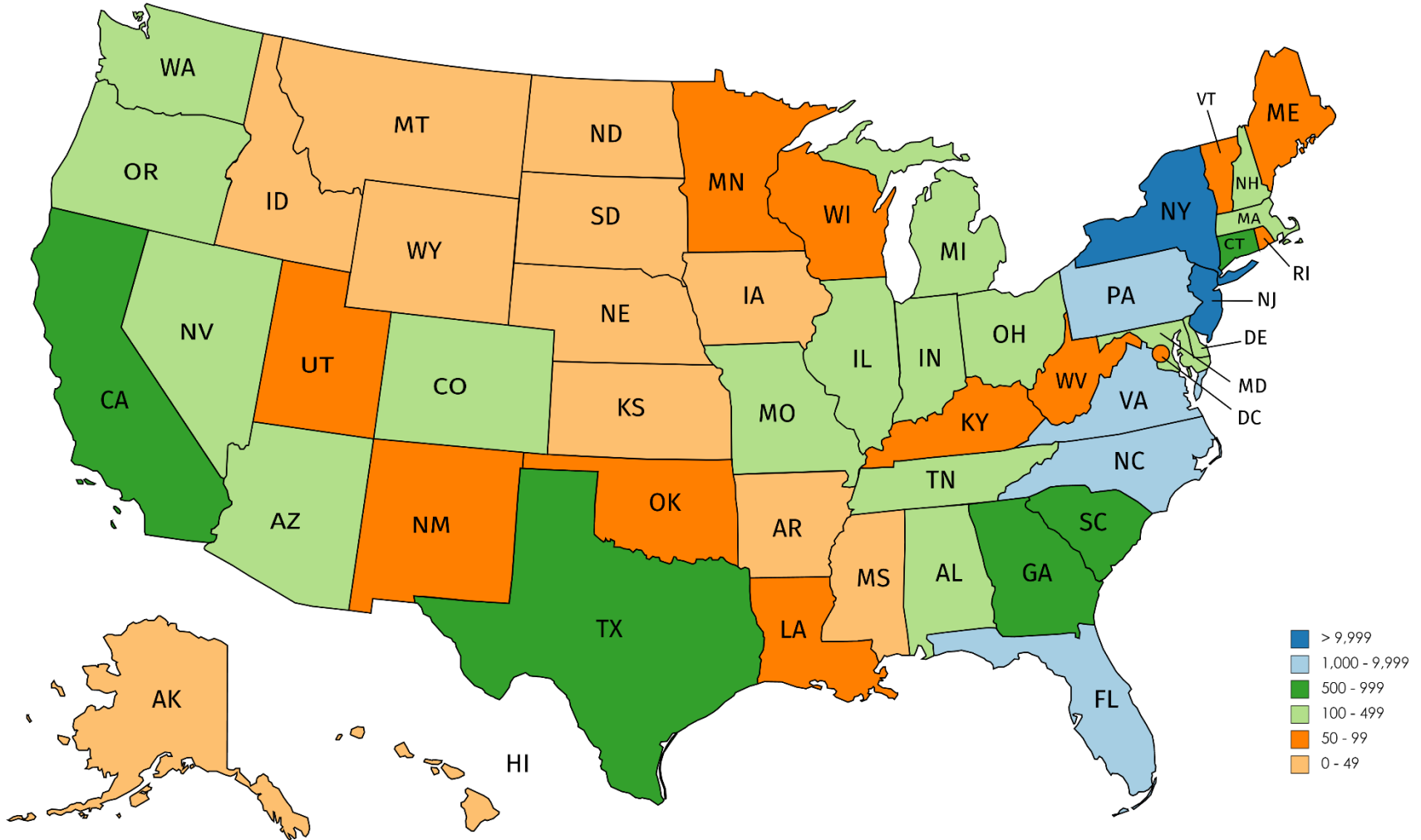
Data current as of December 31st, 2020. For online access, visit www.cdc.gov/wtc/ataglance.html

WTC Health Program Member Type by Gender*



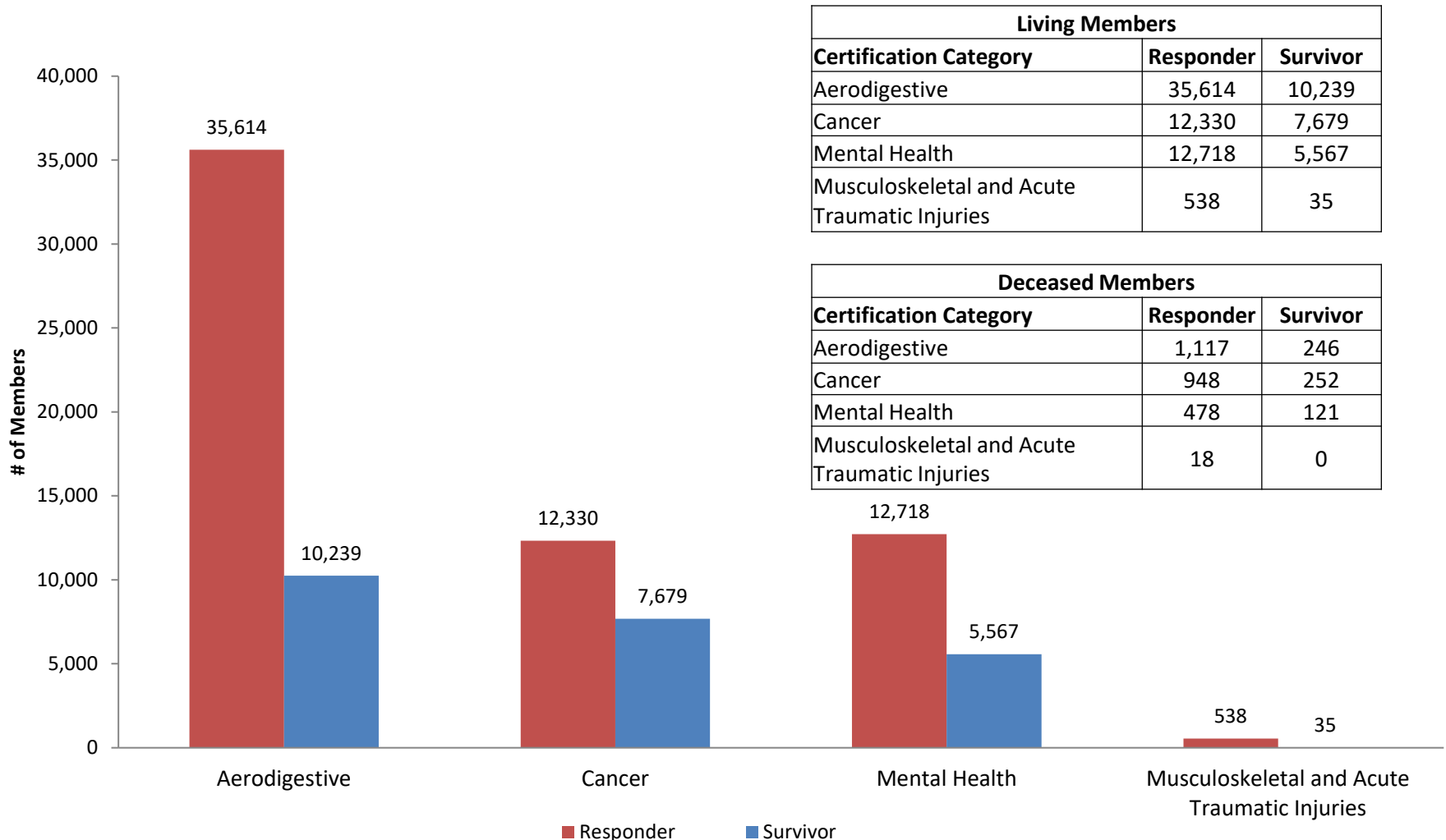
* These Data do not include the 3,491 deceased Males or 583 deceased Females

WTC Health Program Enrollment by State*



- Of the 104,421 living members enrolled in the program, 22,122 living members are served through the Nationwide Provider Network.

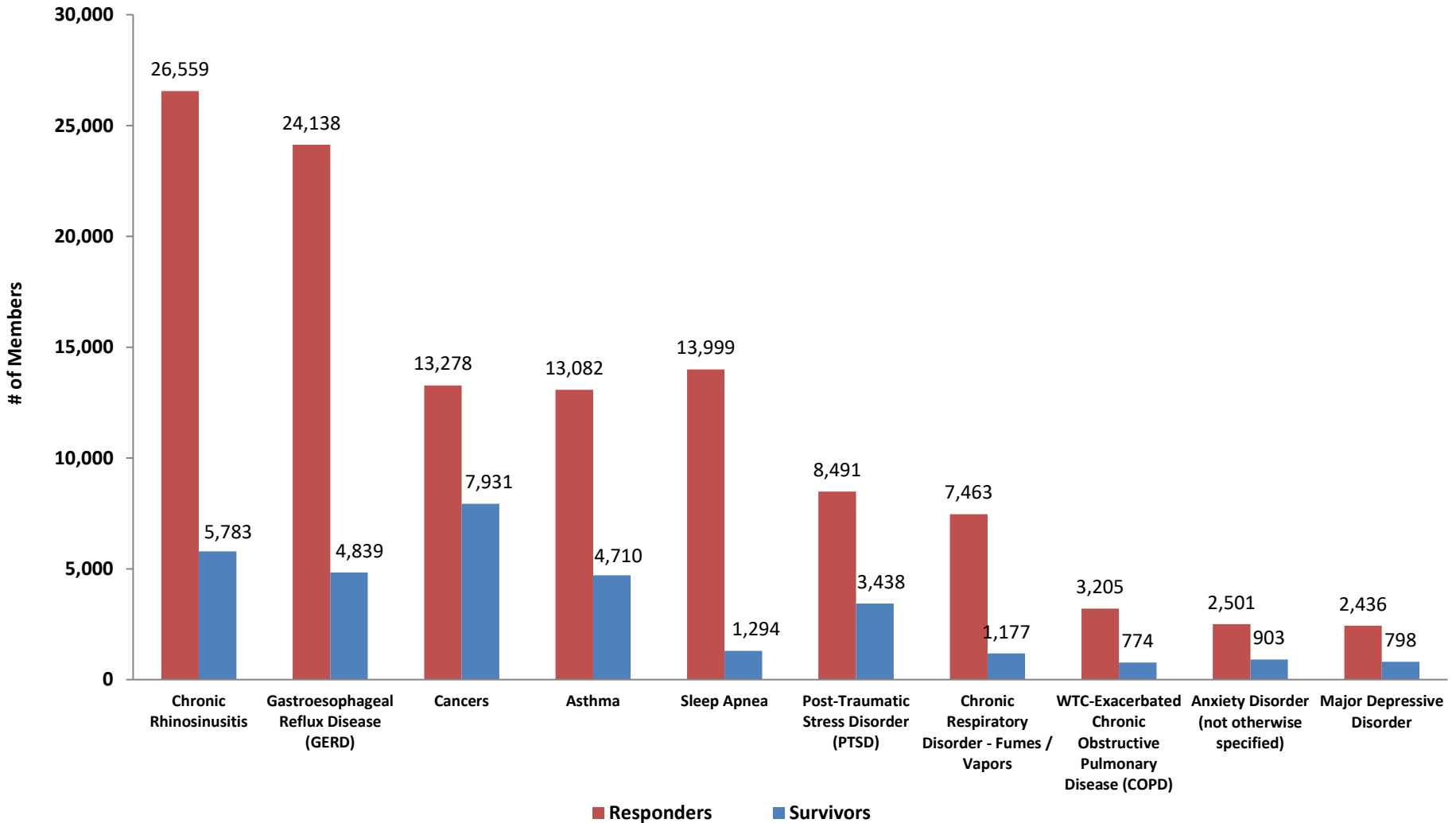
Members with Certifications by Zadroga Act Categories of Conditions*



* Individual members may have certifications in more than one category

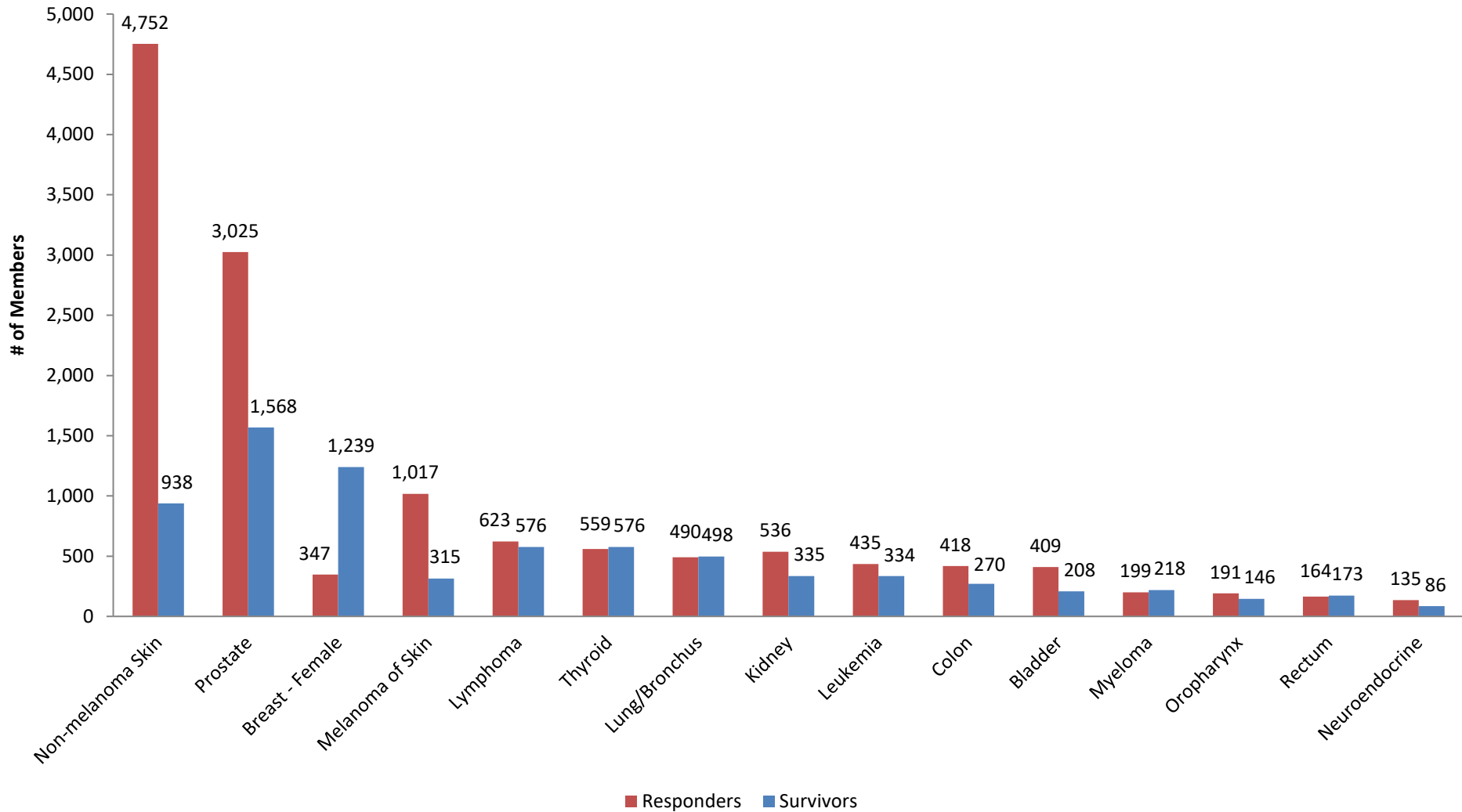
* Data in the bar chart represent living members only

Top 10 Certified Conditions*



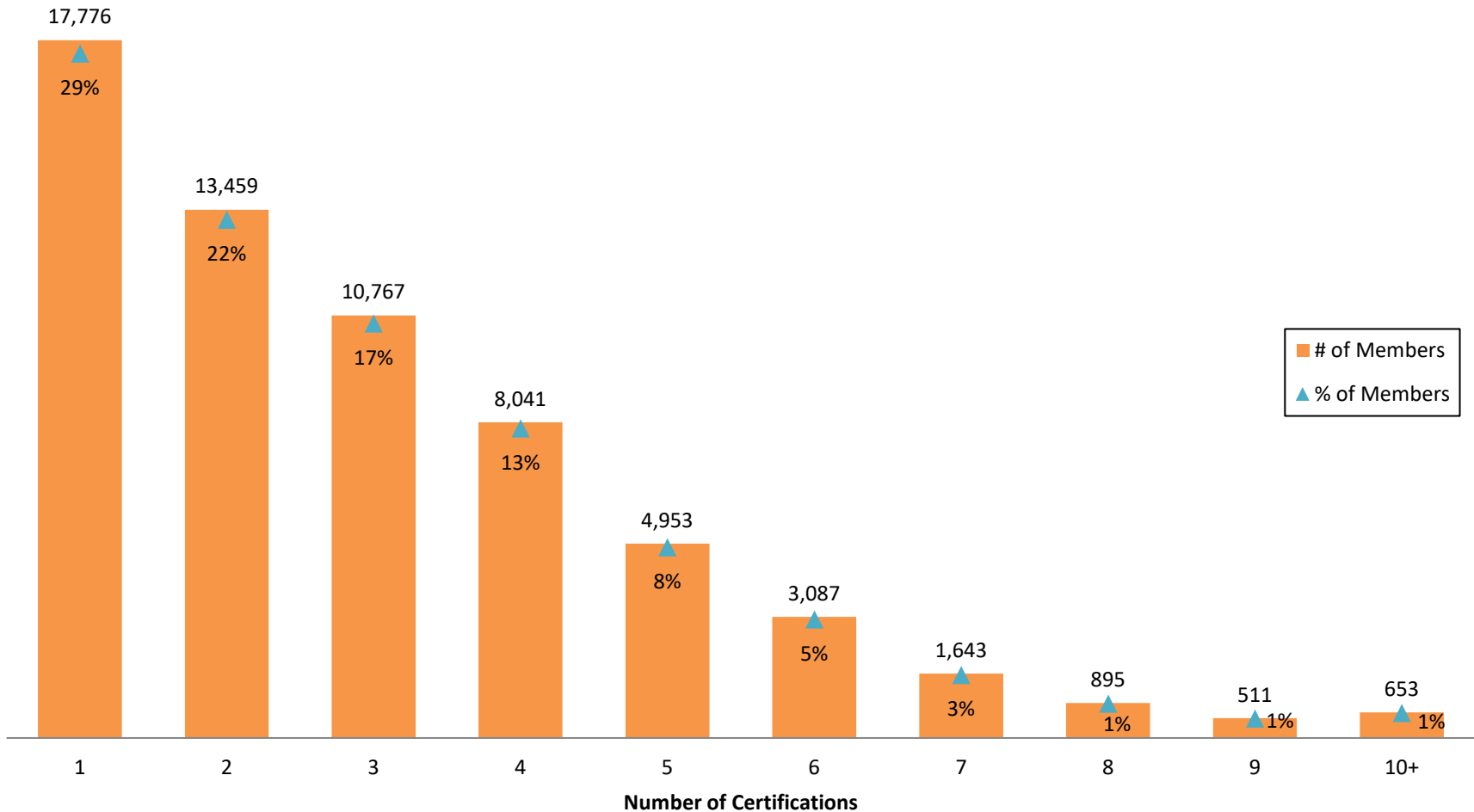
*Individual members may have certifications in more than one category.

Top 15 Certified Cancers*



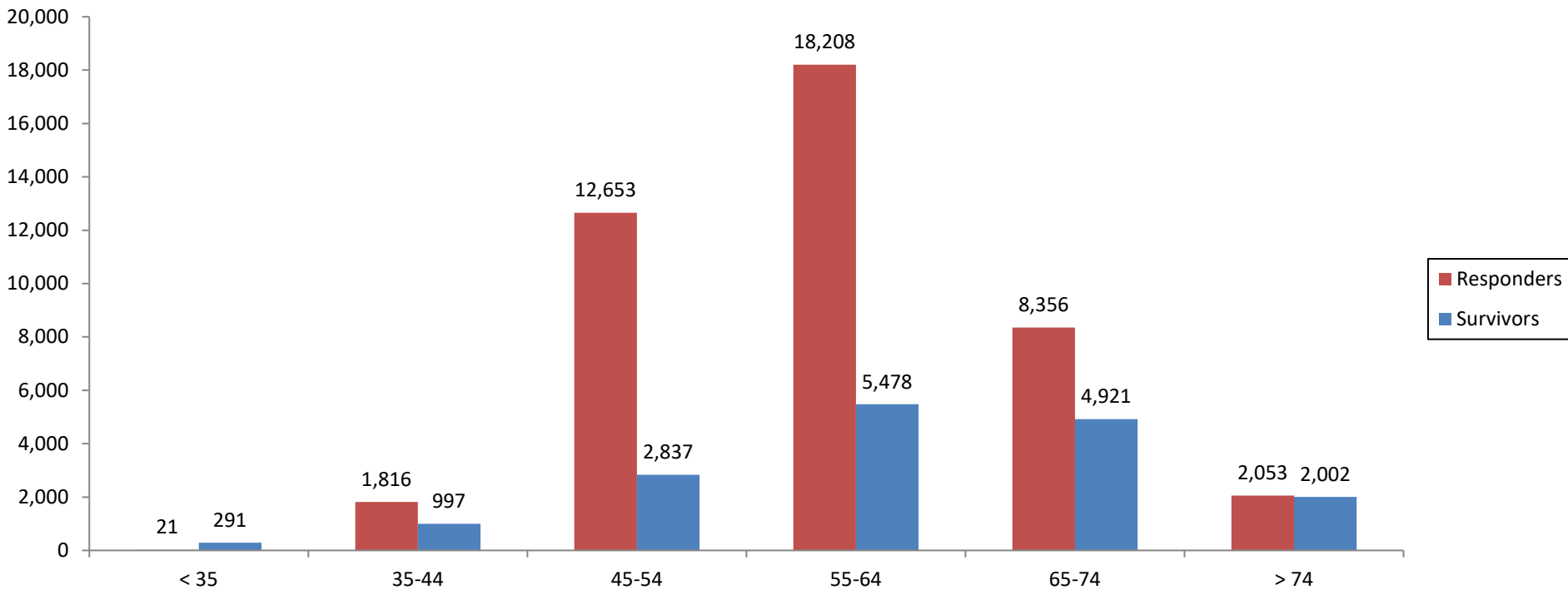
*Individual members may have certifications in more than one category.

Number of Members with the Specified Number of Certifications*



* 61,785 members have one or more certifications, which is the sum of the numbers in the chart above

Members with Certifications Age Distribution*

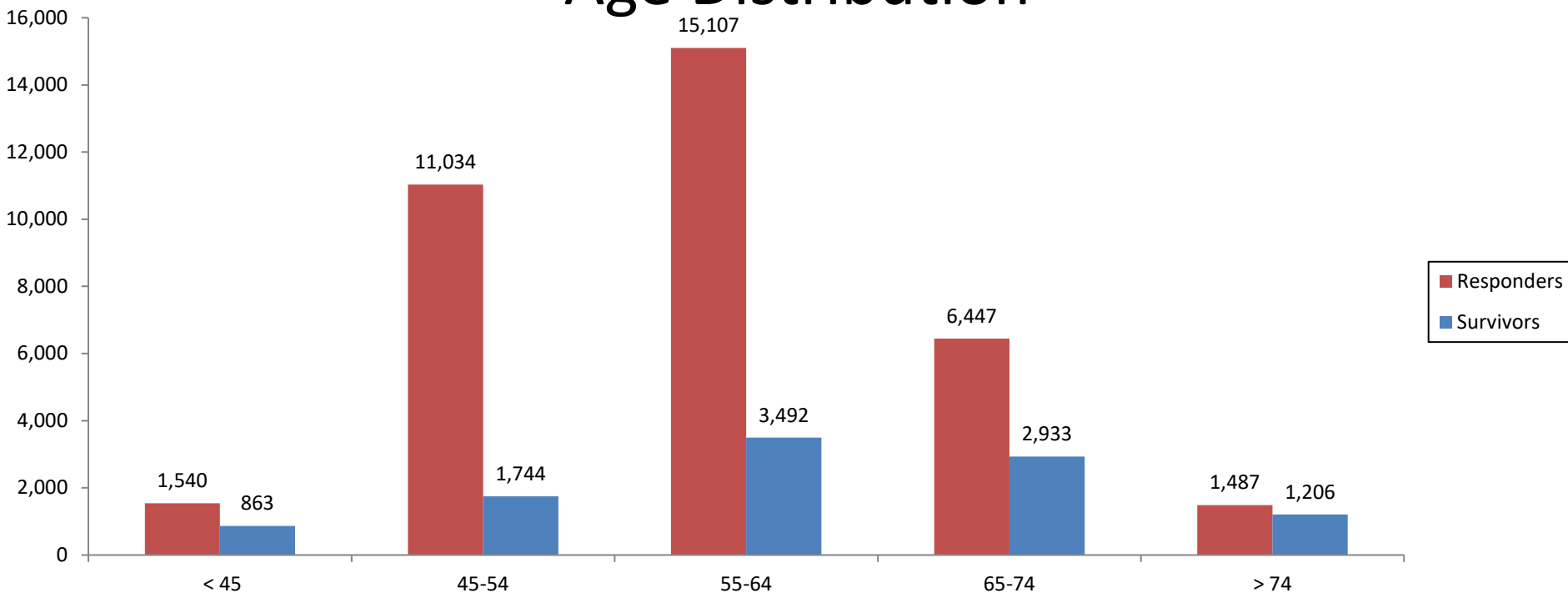


| Age | Responders | | Survivors | | Total | |
|-------|------------|-----|-----------|----|--------|-----|
| | # | % | # | % | # | % |
| < 35 | 21 | 0% | 291 | 0% | 312 | 1% |
| 35-44 | 1,816 | 3% | 997 | 2% | 2,813 | 5% |
| 45-54 | 12,653 | 21% | 2,837 | 5% | 15,490 | 26% |
| 55-64 | 18,208 | 31% | 5,478 | 9% | 23,686 | 40% |
| 65-74 | 8,356 | 14% | 4,921 | 8% | 13,277 | 22% |
| > 74 | 2,053 | 3% | 2,002 | 3% | 4,055 | 7% |

* 59,633 members have at least one certification. These data do not include the 2,152 deceased members who had certifications

Members with Aerodigestive Certifications

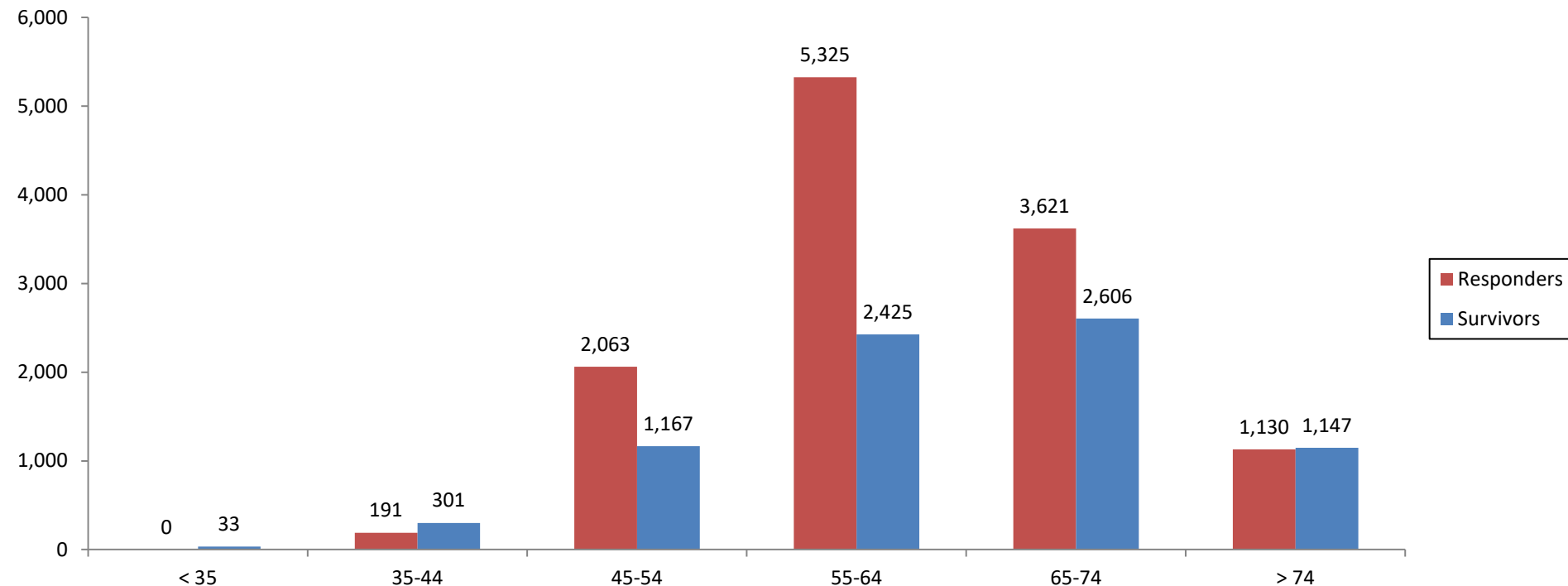
Age Distribution*



| Age | Responders | | Survivors | | Total | |
|-------|------------|-----|-----------|----|--------|-----|
| | # | % | # | % | # | % |
| < 45 | 1,540 | 3% | 863 | 2% | 2,403 | 5% |
| 45-54 | 11,034 | 24% | 1,744 | 4% | 12,778 | 28% |
| 55-64 | 15,107 | 33% | 3,492 | 8% | 18,599 | 41% |
| 65-74 | 6,447 | 14% | 2,933 | 6% | 9,380 | 20% |
| > 74 | 1,487 | 3% | 1,206 | 3% | 2,693 | 6% |

* 45,853 members have at least one Aerodigestive certification. These data do not include 1,363 deceased members who had Aerodigestive certifications.

Members with Cancer Certifications Age Distribution*

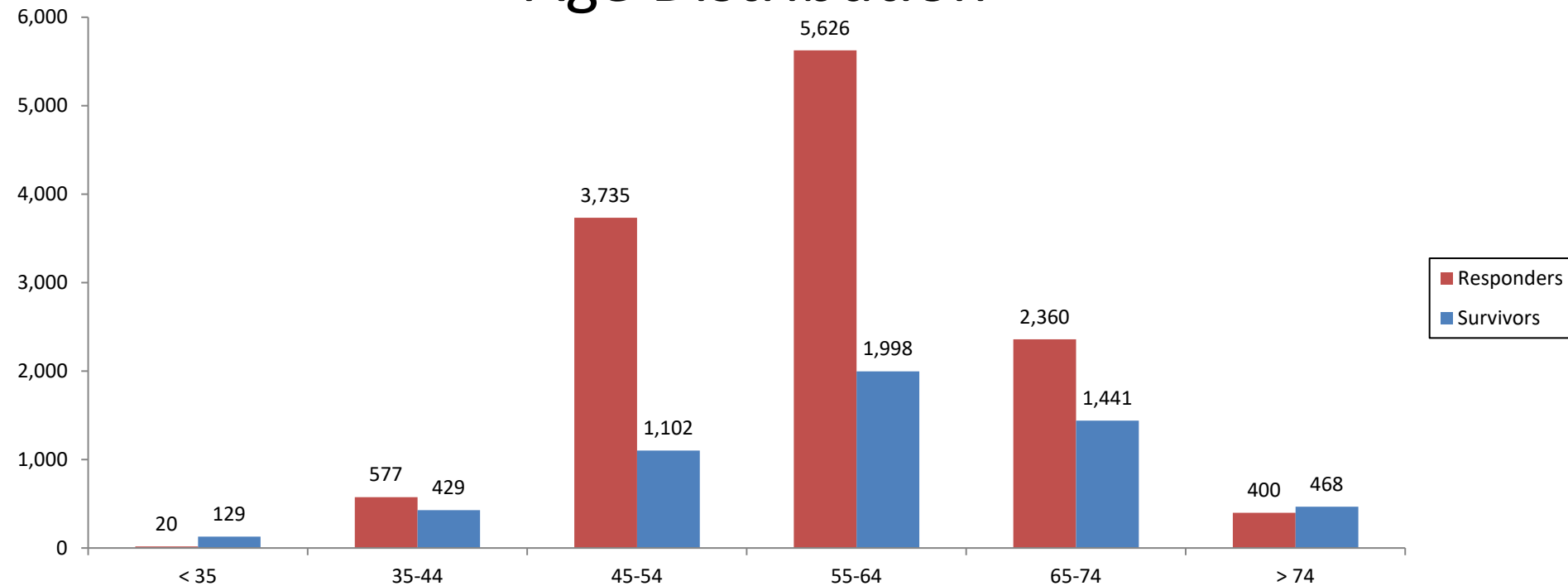


| Age | Responders | | Survivors | | Total | |
|-------|------------|-----|-----------|-----|-------|-----|
| | # | % | # | % | # | % |
| < 35 | 0 | 0% | 33 | 0% | 33 | 0% |
| 35-44 | 191 | 1% | 301 | 2% | 492 | 2% |
| 45-54 | 2,063 | 10% | 1,167 | 6% | 3,230 | 16% |
| 55-64 | 5,325 | 27% | 2,425 | 12% | 7,750 | 39% |
| 65-74 | 3,621 | 18% | 2,606 | 13% | 6,227 | 31% |
| > 74 | 1,130 | 6% | 1,147 | 6% | 2,277 | 11% |

* 20,009 members have at least one Cancer certification. These data do not include 1,200 deceased members who had Cancer certifications.

Members with Mental Health Certifications

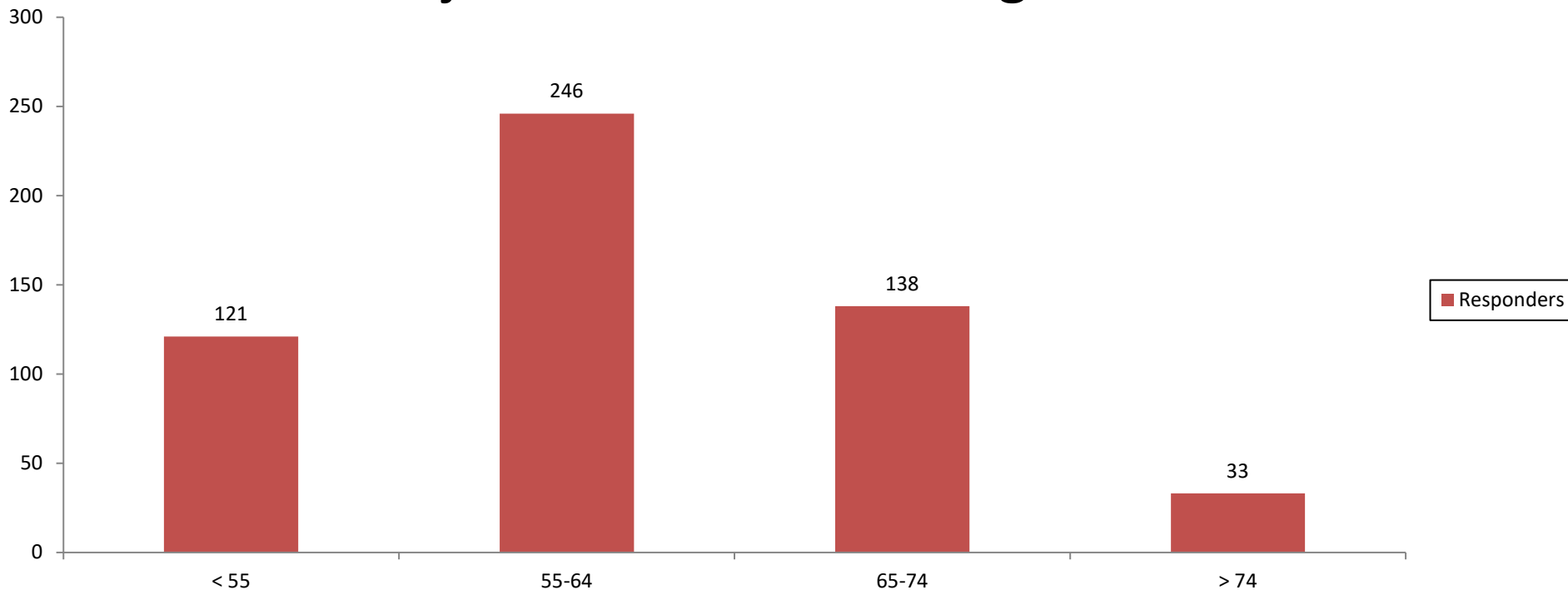
Age Distribution*



| Age | Responders | | Survivors | | Total | |
|-------|------------|-----|-----------|-----|-------|-----|
| | # | % | # | % | # | % |
| < 35 | 20 | 0% | 129 | 1% | 149 | 1% |
| 35-44 | 577 | 3% | 429 | 2% | 1,006 | 6% |
| 45-54 | 3,735 | 20% | 1,102 | 6% | 4,837 | 26% |
| 55-64 | 5,626 | 31% | 1,998 | 11% | 7,624 | 42% |
| 65-74 | 2,360 | 13% | 1,441 | 8% | 3,801 | 21% |
| > 74 | 400 | 2% | 468 | 3% | 868 | 5% |

* 18,285 members have at least one Mental Health certification. These data do not include 599 deceased members who had Mental Health certifications.

Members with Musculoskeletal and Acute Traumatic Injuries Certifications Age Distribution*



| Age | Responders | | Survivors | |
|-------|------------|-----|-----------|----|
| | # | % | # | % |
| < 55 | 121 | 21% | 12 | 2% |
| 55-64 | 246 | 43% | 12 | 2% |
| 65-74 | 138 | 24% | < 10 | 1% |
| > 74 | 33 | 6% | < 10 | 1% |

* 573 members have at least one Musculoskeletal certification. These data do not include 18 deceased members who had Musculoskeletal certifications.